


# Mesa County Genealogical Society News



Volume 37

December 2017, January, February 2018

Issue 4

## Calendar for December 2017, January and February 2018

**1 December** Friday 2-4 pm Help Session at Palisade Library

**14 December** **MCGS Member Potluck**

12:00 noon at the Whitman Education Center  
(west end of parking lot) at the Museum of the West, 5<sup>th</sup> and Ute.  
Ham, service, beverages are provided. [REDACTED]  
Members are asked to bring a potluck dish to share



**\*\*No December evening or noon meetings\*\***

**5 January** Friday 1-3 pm Help Session at Fruita Library

**11 January** Thursday Eve 7 pm at the Commons in the Garden Room

**24 January** Wednesday Noon sack lunch meeting at Museum 2<sup>nd</sup> floor  
Conference Room

**2 February** Friday 1-3 pm Help Session at Main Library

**8 February** Thursday Eve 7 pm at the Commons in the Garden Room

**28 February** Wednesday Noon sack lunch meeting at Museum 2<sup>nd</sup> floor Conference Room  
Election of Officers and Board

**5 March** Friday 2-4 pm Help Session at Palisade Library

**Program Details will be listed on the MCGS website**

<http://www.mesacountygenealogy.org/>



**Happy  
New Year!**

## Presidents Message December 2017



Happy Holidays to all, and thank you to the Board, Officers, Committee Heads/members, and the general membership for making my return as the President of the society an enjoyable, although sometimes frustrating, experience.

We have had many interesting, educational and entertaining programs and functions this last year but it is now time to plan for 2018.

The following committee positions are open for next year. The members who currently hold these positions will not be continuing for 2018:

- Newsletter Editor
- Program Director
- Research Director

All of these positions are very important to the ongoing success of our society.

If you are interested in filling any of these positions please let me know before Jan 5, 2018 so that we can beginning the planning for the new year.

Please respond to: [mcgspres@gmail.com](mailto:mcgspres@gmail.com)

Thank you and once again, enjoy the holidays,  
Karen Sturgill



### Welcome New Members

Janet Brenneman  
Jill Burkey  
Kathleen Hedland  
Terry Malleck  
Lorraine Pallas  
Jim & Glenda Simonson  
Susan Steinback  
Sheila Teves

### Up Coming News . . . .

#### February Meeting 28<sup>th</sup>

Elections for Officers and Board

#### March Meeting 28<sup>th</sup>

Committee appointments

Anyone who is interested in any position,  
please contact [mcgspres@gmail.com](mailto:mcgspres@gmail.com)

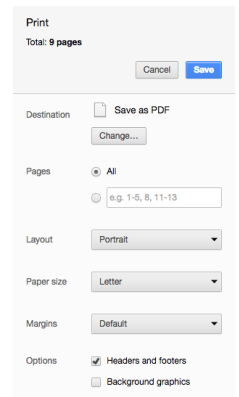
#### April

Family History Day (LDS Church)  
Saturday, April 28, 2018

# How to Save a Webpage as a PDF File, So You Later Can View It Offline

*Dick Eastman · November 6, 2017 · Genealogy Basics · 7 Comments*

Ever find a web page that you want to save, perhaps as a PDF file? (I do that frequently.) An article by Tyler Lacombe in the *Digital Trends* web site tells exactly how to do that in a variety of different web browsers on Windows, Macintosh, Android, and Apple iOS (iPad, iPhone, and iPod Touch). If you have an interest, you can find the instructions at: <http://bit.ly/2zdTm2O>.



## FIND A GRAVE



## Find-A-Grave Has Changed

from HRGS article by Ted Bainbridge, Ph.D

Findagrave.com has announced that the web site has changed. Some changes are cosmetic, while others are functional. A map feature has been added.

The home page, formerly just a list of over thirty choices, will become a photograph with a few menu selections across the top. That page is dominated by the search panel, which will function largely as it has in the past and with the same options for every search box except those related to location.

The old search panel specifies location via pull-down lists for country, state, and county. The new search panel offers a single box for location, in which you are supposed to type the name of a place. As you begin to type a city, county, state, or country that box auto-fills with suggested place names which you can select with a mouse click. Use the American English equivalent of a country name; *Germany* works but *Deutschland* doesn't.

The new home page's menu bar goes across the top of the screen. Clicking *CEMETERIES* takes you to a page that lets you hunt cemeteries in either of two ways. Near the top left of the page is a search box where you can type a cemetery name. This auto-fill box works as above. When you select a name, you see a hit list of cemeteries with that name. Each entry on the hit list displays some facts about that cemetery, and a link to its information page. That page contains a search box that you can use to hunt for a person's name.

Instead of using that cemetery-name search box, you can use the cemetery-place search box to its right. Clicking a place name produces a map of cemeteries near that place. You can zoom the map in or out, and can pan it in any direction. (If the map doesn't display any marker pins, zoom in.) After a name is in that search box, clicking *Search* leads to a hit list of cemeteries near that place. Use this hit list the same way you use the other cemetery search box.

You can still access the old Find-A-Grave site. On the top of the page in a yellow line is a link to the old site.

**Welcome to the new Find A Grave!** [Learn more](#) about the changes or go back to [the old site](#) for now.



*Family Letters*



*My Canon Ball*

*Medical Equipment*



**MCGS members share their heirlooms at the October evening meeting.**



*Furniture*

# Family Recipes

## **Elsie Strauss's Nut Bread** *Submitted by Kathie Vlahos*

Elsie (Handorf) and George H. Strauss  
1918

- 2 eggs
- 1 cup milk + 2 tablespoons
- 1 cup sugar
- 1 teaspoon salt
- 3 cups flour
- 3 teaspoons baking powder
- 1 cup nut meats, coarsely chopped.



(I use walnuts, that is what my mom used, but I am sure any kind could be used.)

Sift dry ingredients together, add chopped nuts. Mix together milk and well beaten eggs, add to dry ingredients and mix until moistened. Put in greased loaf pan and cover, let rest for 30 minutes in a warm spot. Bake at 350 degrees for 50 minutes.

## **Grandma Stankey's Nut Bread** *Submitted by Karen McGuirk*

My grandmother, who was half Scot, married to a German fellow, our grandfather. She used a recipe for nut bread that we all loved and was a yearly treat during the winter. She used walnuts in her recipe and a unique mixture of buttermilk and baking soda, mixed together in a large bowl. It expands and bubbles. It must be used within a short time after mixing. The dry ingredients were mixed together, then added alternately with the buttermilk mixture.. The nuts were added last. This nut bread is very moist, dark brown, and best served in thin slices, warm, with real butter. I hope you enjoy it too!

- 1 cup brown sugar
- 1 egg
- 1 tsp. vanilla
- 1 tsp. baking soda
- 1 cup buttermilk
- ¾ cup chopped nuts
- 1 tsp. salt
- 1 ¼ cup flour

Mix sugar and egg well. Add soda to buttermilk, stir well. Add salt to flour. Alternately add flour and buttermilk to egg and sugar mixture. Add nuts and vanilla. Mix well. Pour into a greased and floured loaf pan. Bake one hour at 350 degrees.



## Sharing Family Recipes

By Marureen Taylor  
August 2008

My grandmother was from the “pinch of this and dash of that” school of cooking: She had no idea how much of any ingredient she actually used. My mother finally got Grandma (her mother-in-law) to write down the clam chowder recipe our family loved—but Mom’s resulting concoction was barely edible. In desperation, she watched my Grandma cook and interrupted to carefully measure each ingredient before it went into the mix. The end result: a perfect pot of chowder.

From once-a-year specialties to everyday meatloaf, food evokes family history and lore. During the chowder episode, for example, I learned why Grandma began making the dish: Her childhood summers weren’t complete without a visit to Rhode Island’s Rocky Point Park and Shore for a carousel ride and a bowl of clam chowder.

Talking about mealtime memories can yield a smorgasbord of details that help you delve deeper into your genealogy. Recipes even may hold clues about family origins—if your great-grandmother often baked peach kuchen, you may have some German blood. So grab a knife and fork, tuck in your napkin and start exploring—and reliving—your family’s food history.

We associate heirloom recipes with all kinds of occasions, but none more than the holiday season. Every Christmas Eve for generations, my mother’s French Canadian family has served *tourtiere*, a meat pie, although no one remembers how the tradition began. At my grandmother’s house, parsnips and baby onions—two of her children’s favorites—always showed up at Thanksgiving dinner. But any gathering presents an opportunity to talk about favorite family fare. So ask your kin these questions between mouthfuls:

- **Who made this?** Recipes get passed down from generation to generation through oral tradition, on recipe cards, in cookbooks and via show-and-tell (the way my mother finally perfected Grandma’s chowder). When you notice dishes that reappear on the dinner table, find out who the chef was, compliment him and ask how he got the recipe. It may be an updated version of an ancestral dish.
- **Who made it first?**  
Ask if anyone can remember the origins of the food. You might be surprised that recipes hopscotched across the family tree: The lines of descent aren’t necessarily mother-to-daughter. I don’t make all the foods my mom loved to cook—to be honest, I just don’t like mincemeat pie—but my cousin selected several for her dinner table.  
You might add new information to your family history if relatives can identify the originator of a dish. Chances are that person was a woman. Locating your female ancestors can be challenging since they changed surnames and tended to “hide” behind their husbands in official records. But cookery was one way for those ancestral women to express their ingenuity and resourcefulness, so try to get to know them through the recipes they prepared. If you can’t trace the recipe’s originator, you may be able to use ingredients or cooking methods to help identify her.
- **Why is the dish a family favorite?** This question reveals the memories that go along with the food. You’re apt to hear stories about who liked it, when it was served and how the recipe has changed. Oral tradition in the Avery family of Groton, Conn., tells of their 17th-century ancestors’ introduction to tea. One of the Mrs. Averys (it’s unknown which one) boiled tea leaves and served them as a vegetable with pork. Predictably, the lore also recounts how no one ate the new dish.
- **What other family recipes exist?** Ask around, and you might learn that a cousin has Aunt Millie’s cookbook or Grandma’s recipe box. What a treasure! Like old family Bibles, cookbooks often include notes scribbled in the margins (“Billy’s favorite,” “use less vinegar”), and mementos such as flowers or menu cards pressed between the pages. Aunt Millie may have noted when she made a recipe and changed the measurements based on how many she was feeding.  
As you’re doing genealogy, keep an eye out for meal mentions in letters, diaries and papers. Even if you don’t find recorded recipes, you may learn names or descriptions of favorite foods. Then you can research how to make them using other resources.



# Family History Day – Oct. 21, 2017

**MCGS hosted the Family History Day with the Mesa County Public Libraries.  
Twelve organizations participated from within Mesa County.**



Mesa County Public Libraries



Mesa County Genealogical Society

The purpose for the event was to acquaint the public with organizations in the community that are involved in family history. Visitors met with the different groups, learned about their purpose and found out if they would like to join.

The organizations were able to meet, talk, compare notes and discuss strategies they use in family research. MCGS had several people join from this event.

Organizations that were represented:

Mt. Garfield Chapter of Daughters of the American Revolution, LDS Family History Center, MCGenealogy, MCHistorical, MCPublic Libraries, Museum of the West/Loyd Files Research Library, Plateau Valley Historical Society, Colorado Archaeological Society-Grand Junction Chapter, Sons of Confederate Veterans, Grand Mesa Chapter-Sons of the American Revolution, Legion of the West Camp 7-Sons of Veterans, and Colorado Society-War of 1812



Museum of the West CO/Loyd Files Library  
Mesa County Historical Society



LDS Family History Center



Palisade Historical Society



- Sons of the Confederate Veterans
- Grand Mesa Chapter-Sons of the American Revolution
- Legion of the West Camp 7-Sons of Veterans
- Colorado Society, War of 1812



Mt. Garfield Chapter Daughters  
of the American Revolution

# I Found Ancestors on Ebay!

Submitted by Sandra Hoefner


I have found what I *hope* is my ugliest ancestor--on eBay of all places. I put in a "search" on eBay for antique photos from Coles County Illinois and Logansport, Illinois. These are places with high concentrations of my blood ancestors. I have no birth family photos because I am adopted, but I have had my DNA done and am finding them on ancestry.com.

So one day on eBay up popped a photo of Thomas P. Goodman b. 1808. The eBay bid was \$9.99 and I had my first physical family photo. I knew it was really him because a copy of the photograph is in a history book about Coles County. He was a minister/farmer in that county. When Abraham Lincoln's father died he and my great-great grandfather Bartholomew Wood White b. 1814 conducted the funeral. Bartholomew lived a mile east of the Lincolns. Thomas' headstone says "Delivered the funeral sermon at the burial of father of Abraham Lincoln."



Thomas P. Goodman

The story is that when Bartholomew's son, James Napoleon White, was 16 he wanted to fight in the Civil War. He quickly decided he really wanted to come home and Bartholomew wrote Abraham Lincoln and said his son was so young; could he please get out of the army? Lincoln said "Yes," (I would love to find copies of these letters) and James Napoleon was to be discharged. Unfortunately, he was in a military hospital in Chattanooga, Tennessee with measles when he got the news. Getting out of bed too soon, caused him to die from measles and he was buried in Chattanooga.



Bartholomew Wood White

Here is a copy of Thomas' photo. At least I did not inherit those ears. Also, a photo of Bartholomew is on ancestry--maybe he will show up on eBay someday also! It looks as if he inherited the same ears. I think he has a rather rakish air.



MCGS By-Laws to be reviewed in 2018

The Mesa County Genealogical Society, established in 1980 is a 501(c) 3 non-profit organization.

## Objectives:

1. To promote an interest in genealogy, to encourage and instruct members in the art and practice of genealogical research.
2. To maintain and elevate genealogical standards, to stress the importance of accuracy in research through careful documentation.
3. To locate, preserve and index public and private genealogical records and make such records available to members and the general public.
4. To assist and support any genealogical library in Colorado, which is open to the public.
5. To publish a quarterly newsletter sent to members.

**Society evening meetings** are held the 2<sup>nd</sup> Thursday of each month at the Commons of Hilltop Garden Room, located at 625 27 ½ Road at 7:00 pm  
(*Except August - potluck picnic and December – noon potluck*)

**Monthly sack lunch meeting** is held on the 4<sup>th</sup> Wednesday of each month in the 2<sup>nd</sup> floor Museum conference room of the C. D Smith Building at 5<sup>th</sup> & Ute Streets at 12 noon (*Except November & December*)

**Regular Business meeting** will follow the Sack Lunch meeting 1 pm – 2 pm.

Membership year: March 1 - February 28/29

Annual Dues: \$10 Single - \$12 Family (2 voting family members).

Those with unpaid dues after April 30<sup>th</sup> of the membership year will not receive the newsletter.

The main website for Mesa County Genealogical Society is:

<http://www.mesacountygenealogy.org>

**Contributions are encouraged and appreciated.** Submissions can be written stories, queries, articles and/or other information applicable to genealogy research. Do you have a research tip, recollection of an event, or recounting of how you found your ancestors? You can share it with others in the next newsletter.

Contribution (deadlines): March issue (Feb 15), June issue (May 15), September issue (August 15), December issue (November 15).

# Keyboard Shortcuts for International Characters

*Applies To: Word 2016, Outlook 2016 , Word 2013, Outlook 2013, Word 2010 , Outlook 2010, Word 2007, Outlook 2007*

For keyboard shortcuts in which you press two or more keys simultaneously, the keys to press are separated by a plus sign (+) in Word Help. For keyboard shortcuts in which you press one key immediately followed by another key, the keys to press are separated by a comma (,).

To type a lowercase character by using a key combination that includes the SHIFT key, hold down the CTRL+SHIFT+symbol keys simultaneously, and then release them before you type the letter.

| To insert this   | Press  |
|--|--|
| à, è, ì, ò, ù,<br>À, È, Ì, Ò, Ù  | CTRL+` (ACCENT GRAVE), the letter  |
| á, é, í, ó, ú, ý,<br>Á, É, Í, Ó, Ú, Ý  | CTRL+' (APOSTROPHE), the letter  |
| â, ê, î, ô, û<br>Â, Ê, Î, Ô, Û   | CTRL+SHIFT+^ (CARET), the letter   |
| ã, ñ, õ<br>Ã, Ñ, Õ   | CTRL+SHIFT+~ (TILDE), the letter   |
| ä, ë, ï, ö, ü, ÿ,<br>Ä, Ê, Ì, Ö, Ù, Ý  | CTRL+SHIFT+: (COLON), the letter   |
| å, Å   | CTRL+SHIFT+@, a or A   |
| æ, Æ   | CTRL+SHIFT+&, a or A   |
| œ, Œ   | CTRL+SHIFT+&, o or O   |
| ç, Ç   | CTRL+, (COMMA), c or C   |
| đ, Đ   | CTRL+' (APOSTROPHE), d or D  |
| ø, Ø   | CTRL+/, o or O   |
| ı  | ALT+CTRL+SHIFT+?   |
| İ  | ALT+CTRL+SHIFT+!   |
| ß  | CTRL+SHIFT+&, s  |
| The Unicode character for the specified Unicode (hexadecimal) character code | The character code, ALT+X<br><br>For example, to insert the euro currency symbol €, press <b>20AC</b> , and then hold down the ALT key and press X.  |
| The ANSI character for the specified ANSI (decimal) character code           | ALT+the character code (on the numeric keypad)<br><br><b>NOTE:</b> Make sure that NUM LOCK is on before you type the character code.<br><br>For example, to insert the euro currency symbol, hold down the ALT key and press 0128 on the numeric keypad. |

**NOTE:** If you type extensively in another language, you may prefer to switch to a different keyboard instead.

<https://support.office.com/en-us/article/Keyboard-shortcuts-for-international-characters-108fa0c1-fb8e-4aae-9db1-d60407d13c35>



Check out our Facebook page, where, in addition to the latest MCGS news, you will find many great links and other information shared by your fellow members. Who knows? Maybe their contributions will inspire you to share what you know! *Link is on our website.*



Find us on  
**Facebook**

# Where to Download Thousands of Free eBooks

Dick Eastman · November 27, 2017



*It would be a stretch to say this article relates to genealogy; however, I have found that many genealogists are also avid readers with a broad range of literary interests. With this in mind, I thought I would share some ideas for those times when you want to enjoy reading a good book on a different subject.*

Did you know you can obtain thousands of free ebooks to read online, download to your computer, or transfer to your Kindle, iPad, or other ebook reader?

Many of the available ebooks are electronic versions of classic literature. In other words, they are old books and are out of copyright. However, mixed in with these are quite a few more modern books where copyright permission has been

obtained.

Most of these books can be read on a Kindle, iPad, or Nook, as well as on the screen of any Windows, Macintosh, Chromebook, or Linux computer. This is a great way to obtain a lot of reading material.

Check out these web sites:

**Project Gutenberg** at <http://www.gutenberg.org> is probably the oldest and largest of all the free ebook sources with more 54,000 free ebooks. You can choose among free epub books and free Kindle books, and you can either download them or read them online. You will find the world's great literature here, especially older works for which copyright has expired. The books have been digitized and proofread with the help of thousands of volunteers. The result is fewer scanning errors than most of the other free ebook sites. No fee or registration is required, but if you find Project Gutenberg useful, you might want to donate a small amount so the site's organizers can digitize more books and improve Project Gutenberg's programs and offerings.

**Classic Reader** at <http://www.classicreader.com> offers about 4,000 free books of fiction, non-fiction, drama, poetry, short stories, and young reader options. You can read books on-screen, but if you wish to download a book, you will have to sign up for a free user account.

**ManyBooks** at <http://manybooks.net> offers more than 33,000 completely free books, and the majority of those are available for Kindle, Nook, iPad, and many other readers. Plus, you can read online or download your pick as a PDF.

**Planet eBook** at <http://www.planetebook.com> only has about 80 books, but all of them have been carefully selected as literary classics. The books range from *1984* by George Orwell to *A Christmas Carol* by Charles Dickens to *Lady Chatterly's Lover* by D. H. Lawrence.

*Happy reading!*

Mesa County Genealogical Society  
P.O. Box 1506  
Grand Junction, CO 81502-1506



<http://www.mesacountygenealogy.org/>

**2018 Membership Renewal/New  
Mesa County Genealogical Society – Annual Dues Invoice**

(\$10.00 Single \$12.00 Family per year – covering 3/1/2018 – 2/28/2019 +Payable by March 31, 2018

Renewal       New Member

Name(s): \_\_\_\_\_ Phone: \_\_\_\_\_

Mailing Address: \_\_\_\_\_

Email Address: \_\_\_\_\_ (Please Print Clearly)

I/We belong to the following Genealogical Societies: \_\_\_\_\_

**I would like to help with:   Research Queries   Classes   Presentations   Community Activities**

Mail Form and dues to:   **MCGS, P.O. Box 1506, Grand Junction, CO 81502.**

check payable to   *Mesa County Genealogical Society (MCGS)*

Mesa County Genealogical Society - Mesa Dwellers

Volume 37   Issue 4